



#fiqueemcasa

EMEEEIF MADRE CECÍLIA



“ESPAÇOS EM QUE CONVIVO.”

CRIAR


SEMANA 28





HABILIDADE

IDENTIFICAR AS DIFERENÇAS ENTRE OS
VARIADOS AMBIENTES EM QUE VIVE.





MATERIAIS NECESSÁRIOS:

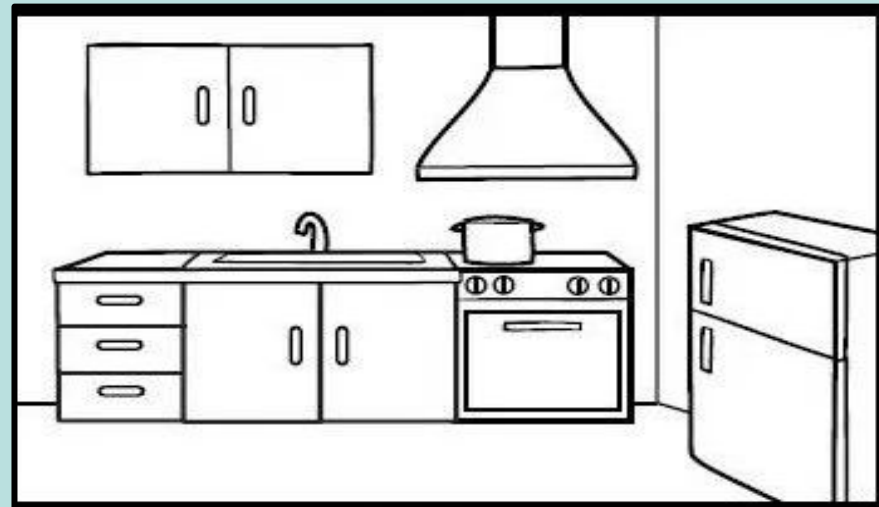

- LÁPIS;
- BORRACHA;
- LÁPIS DE COR;
- COLA;
- TESOURA.







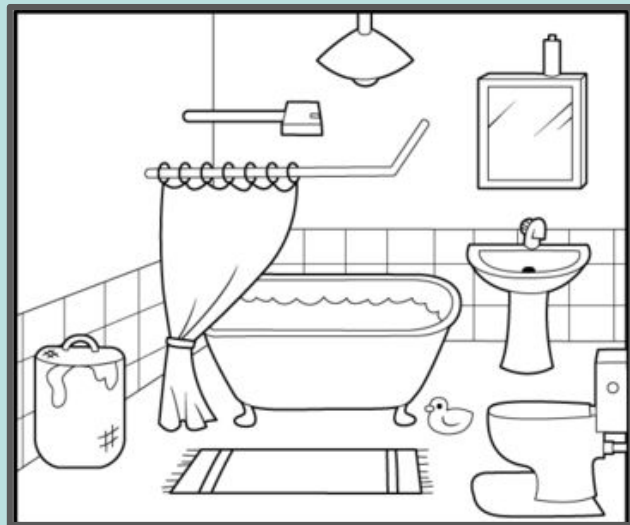
ESTRATÉGIA 1

PINTE O LUGAR ONDE VOCÊ MAIS GOSTA DE FICAR EM SUA CASA:








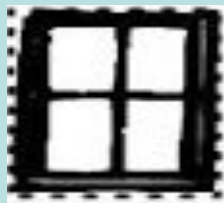
ESTRATÉGIA I (continuação)





ESTRATÉGIA 2

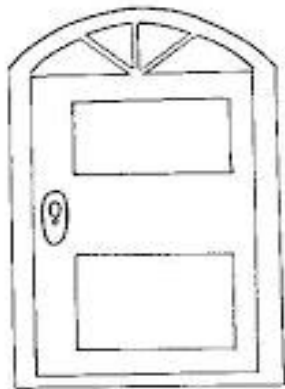

PINTE, RECORTE E COLE AS PARTES DA CASA. USE O ANEXO.





ESTRATÉGIA 3

PINTE E DECORE AS PARTES
DA ESCOLA. DEPOIS,
RECORTE E COLE.

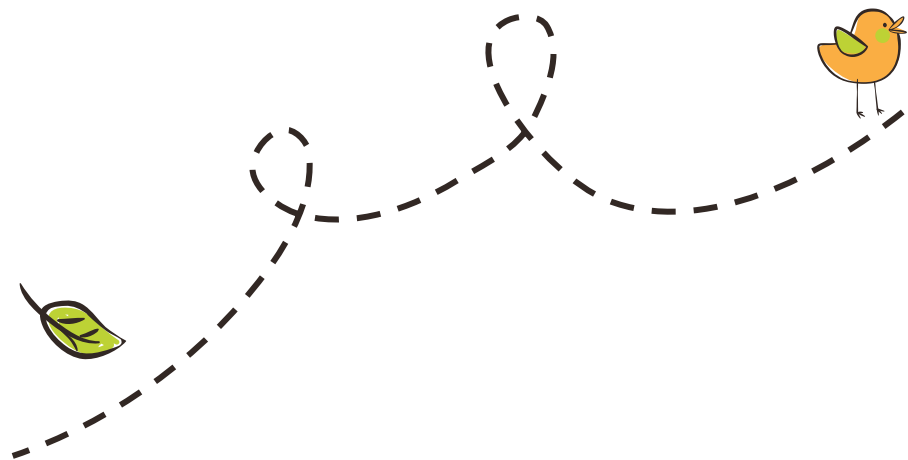


"A escola é a extensão de seu lar."



Aos pais:

O RESPONSÁVEL DEVE ORIENTAR E AUXILIAR NO MANUSEIO DA TESOURA.





Referência Bibliográfica

[https://novaescola.org.br/plano-de-aula/5666/casa-escola-e-praca-vari-
os-tamanhos-diferentes-arquiteturas](https://novaescola.org.br/plano-de-aula/5666/casa-escola-e-praca-vari-
os-tamanhos-diferentes-arquiteturas)

www.espacoeducacao.net

<https://www.smartkids.com.br/>





ELABORADO POR

SUPERVISORES DE ENSINO
EQUIPE GESTORA E PEDAGÓGICA EMEEEIF MADRE CECÍLIA
PROFESSORES ESPECIALISTAS NAPE

E-MAIL EMEEEIF MADRE CECÍLIA: centmadrececilia@educacaotaubate.sp.gov.br

E-MAIL NAPE: nape@educacaotaubate.sp.gov.br

#fiqueemcasa

