



TAUBATÉ
SECRETARIA DE EDUCAÇÃO

#EscolaSemMuros
em casa também se aprende



The background features a vibrant, abstract design with a gradient of colors from light blue to green. Overlaid on this are various numbers in different sizes, colors, and orientations, creating a sense of mathematical complexity. The numbers are semi-transparent and layered, with some appearing as simple digits and others as more complex, stylized forms. The overall effect is a dynamic and visually rich representation of mathematics.

Matemática

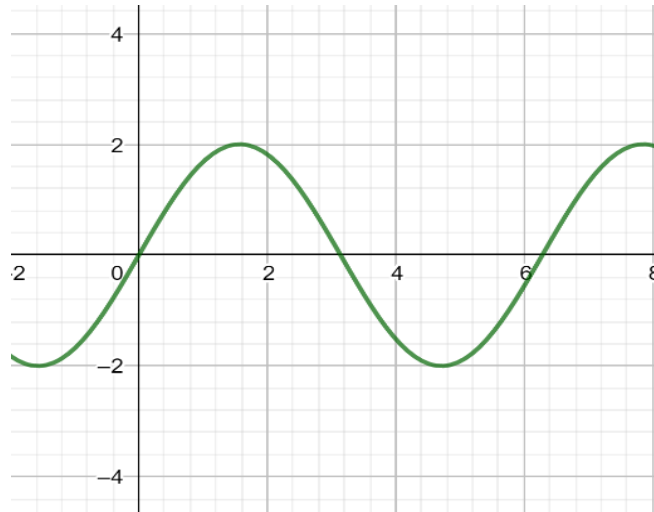
2ª Série do Ensino Médio

HABILIDADE Saber construir o gráfico de funções trigonométricas como $f(x) = a \sin(bx) + c$ a partir do gráfico de $y = \sin x$, compreendendo o significado das transformações associadas aos coeficientes a , b e c .

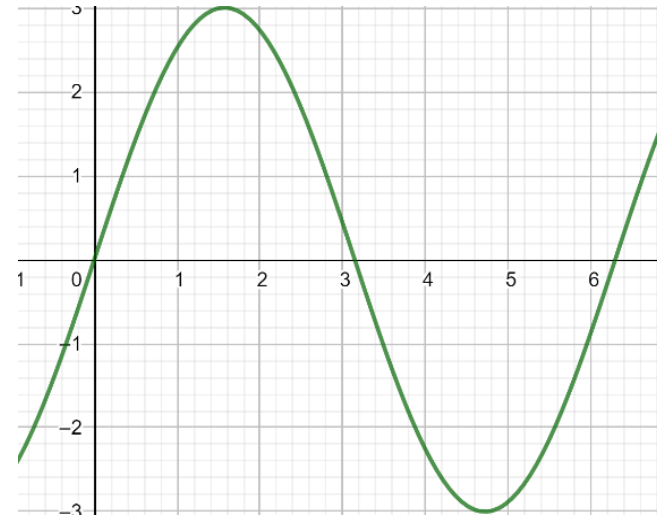
ATIVIDADES

1) Qual gráfico representa a função $y = 2\text{sen}x$?

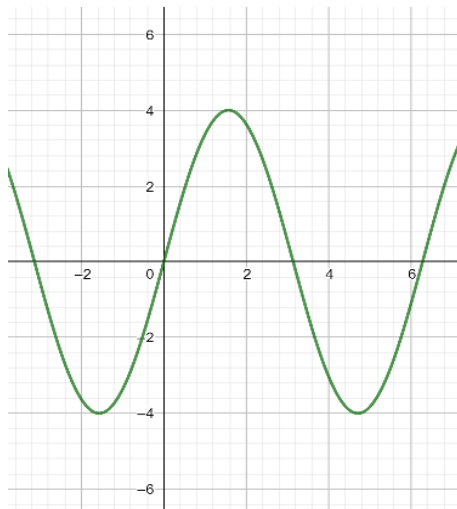
A)



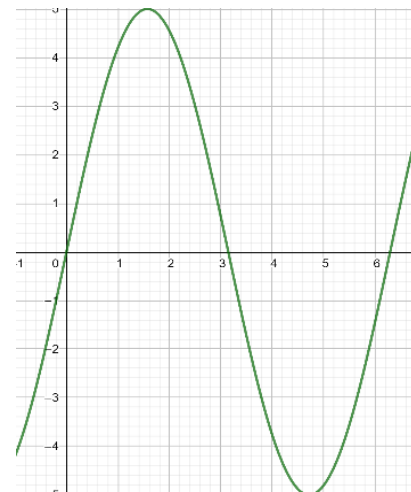
B)



C)



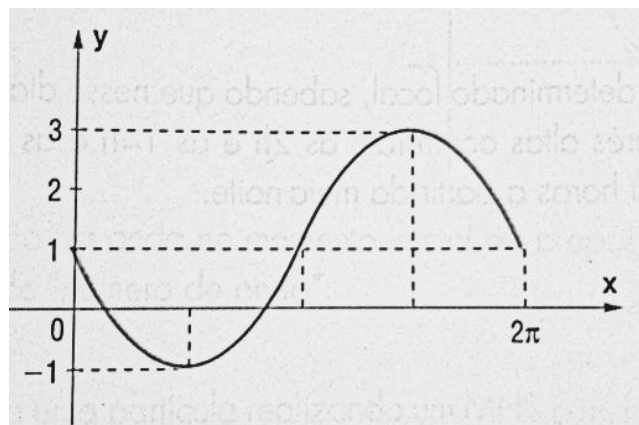
D)



E) N. D. A

2) Construir o gráfico da função $y = 3 + \text{sen}x$.

3) (UFRS) Se $f(x) = a + b \cdot \text{sen}x$ tem como gráfico:



Então:

(A) $a = -2$ e $b = 1$. (B) $a = -1$ e $b = 2$. (C) $a = 1$ e $b = -1$. (D) $a = 1$ e $b = -2$. (E) $a = 2$ e $b = -1$.

Bons Estudos!



PREFEITURA MUNICIPAL DE TAUBATÉ
SECRETARIA DE EDUCAÇÃO

EPP – Equipe de Práticas Pedagógicas
e
Professores da Rede Municipal de Ensino
eppseed@gmail.com